



## OWNER'S MANUAL

(Designed as a delivery system for the floating line)  
Also serves as a Personal Floatation Device

NOTE: Please read these instructions thoroughly before using this device. This product is a water rescue aid only. Training materials can also be viewed at our website [www.throwlifeline.com](http://www.throwlifeline.com)


Always Ready  
Easy to use  
Accurate  
Right or Left handed

The main component is referred to as the Disc. The disc has a top and bottom half with a center hub that retains a 75 ft. recovery line which is wrapped and secured by a retaining strap. The disc can be thrown either left or right handed. The disc is made from a soft foam with a tough vinyl coating. The rope is polypropylene floating line.

NOTE: Disc should be stored in case or pouch when not in use to protect it and the line from UV rays or sharp objects.

Throw Lifeline LLC, is not liable for unsuccessful rescue attempts.


## INSTRUCTIONS FOR USE



1. The Disc can be deployed either right or left handed.



2. Sight victim in distress.



3. Remove disc from storage bag or hard case.



4. Grip disc (like a "frisbee") and grab the strap with non-throwing hand. Make a couple of loops with the strap around non-throwing hand.

## INSTRUCTIONS (continued)



5. Stand sideways with throwing arm toward victim. Use hips and upper body in a twisting motion as you are throwing the disc.

*Important: Make sure that the rope is on the same side of disc as throwing hand.*



6. Pull the disc in a straight line across hips and throw disc with arm pointing at the victim at the end of the throw. (Like throwing a frisbee). Make sure that the disc is thrown (level) or horizontal as tilting the disc will make it curve. If thrown on an angle, you must allow for the curve.


NOTE: Disc will not deploy properly if the rope is on the outer side of the disc. Rope should unwind away from your body. Simply flip the disc over to correctly position it.

For best results, tell the conscious victim that you are throwing the soft disc to them. Throw the disc beyond the victim 5 to 10 feet past them and drag it back to them. Then pull victim slowly toward safety with a steady motion.

Wind speed and direction should be taken into account. Water current must also be taken into account. Recommended that you practice with the disc a minimum of three throws before using the disc. It can normally be thrown accurately on second or third throw.

In the event that there is a breach in the recovery rope, the disc serves as a personal floatation device until a second rescue attempt is made.

## ADDITIONAL INSTRUCTIONS



### ATTENTION

If you miss on the first attempt, it is necessary to re-wind the recovery line completely back on the disc or at least half way back on before re-deployment. This is done by winding the line in either direction, onto the disc, like winding the string back onto a "YO-YO". Then re-deploy as you did on the first attempt, keeping it horizontal.

### MAINTENANCE & INSPECTION

After use, inspect the disc and recovery line for any sign of damage or wear. Line needs to be wound for storage. The storage tray and pouch are self draining, so the recovery line or disc can be stored away damp.

### WARRANTY

Seller warrants that the products sold by them, when delivered, be free of defects in workmanship or material. Should failure occur within the first year from the date of purchase, seller shall upon prompt, written notice of customer, repair or replace defective part. Shipping and handling charges may apply. Ordinary wear and tear from the use of this product does not amount to a defective part or product.

### WARNING

The Disc is intended for use in water and misuse by throwing it against sharp or hard objects will reduce the serviceable life of this device.

The use of this product beyond the scope of its intended purpose may cause damage to the product. Such damage, visible or concealed, may cause the product to fail later when deployed for its intended purpose. Throw Lifeline LLC. is not responsible for any damage or defects caused by the misuse of the product, or use beyond the product's intended usage.

### THROW LIFE-LINE LLC

Burkburnett, Texas USA

888-881-3443 • [www.ThrowLifeLine.com](http://www.ThrowLifeLine.com)